

HIGHLIGHTED COVERAGE

Fastenal
 FAST - \$40.12 - Hold

W.W. Grainger
 GWW - \$226.07 - Hold

MSC Industrial Direct
 MSM - \$69.96 - Hold

Re-Introducing the BB&TCM Fastener Distributor Index (FDI) - July Results Mixed

KEY TAKEAWAY

The FDI is a monthly survey of NorAm fastener distributors that aims to provide insight into current trends/outlooks. As a diffusion index, readings above 50 signal strength and below 50 signal weakness. July's reading totaled 49.8, which we believe is consistent with the tough current environment for many distributors. Sequential declines in sales, employment, and pricing were noted among survey participants, while 6-month expectations appear to have modestly improved versus the prior reading. Overall, we believe that fastener distributors continue to face material demand pressure from lower commodity prices, forex, and weaker industrial production. We will continue to monitor the monthly FDI, seeking more tangible signs of industry optimism. For now, however, we maintain our cautious overall outlook on both the industry, and our fastener-specific names under coverage.

KEY POINTS

About the Fastener Distributor Index (FDI). The FDI is a monthly survey of NorAm fastener distributors, conducted with the **FCH Sourcing Network** and the **National Fastener Distributors Association**. It offers insights into current industry trends/ outlooks. As a diffusion index, figures above 50 signal strength, while readings below 50 signal weakness. It should be directly relevant to **Fastenal** and broadly relevant to other distributors (**W.W. Grainger**, **MSC Industrial**). This month's reading marks the first publication of the Index by BB&TCM since May 2014, although the survey has continued (unchanged and uninterrupted) during this period.

Weaker sequential sales trends not surprising. Of the items measured (sales, employment, delivery times, inventories, customer inventories), weaker top-line sentiment stood out; 54% of respondents said July sales were weaker versus June (58% saw customer inventories as appropriate). While we note that a sequential decline in total sales is normal for July given seasonality, the percentage of respondents noting a deterioration in conditions was the highest in the survey's brief history (January 2012). We believe the results are consistent with slowing yr/yr sales from Fastenal (+3.2% in July versus a five year average of +13.5%), Grainger (+1% in June), and MSC (company estimated +2.2% in June, versus +7.6% last year). Last month, Fastenal noted that 11 of its top 25 customers had negative growth in June.

Employment largely unchanged, select adds continue. The majority (79%) of respondents indicated no sequential change in employment plans for July. While we believe this makes sense given the current pressure on spending, we do expect select distributors will continue to bolster sales-focused staff to facilitate new growth where possible. Fastenal added 98 total heads (+8% yr/yr) in July.

Pricing environment largely stagnant. Point-of-sale pricing for July was unchanged versus June for 67% of survey participants, although roughly half indicated slightly higher pricing versus the year prior period. We believe the overall environment for price increases remains notably soft given material demand pressure (declining commodity prices, forex, weaker industrial production) and minimal inflation. Additionally, we view the survey results as largely consistent with recent Grainger price adjustments (-1% in Q2'15) and FY'15 guidance (also -1%).

Six month outlook modestly encouraging. 50% of survey respondents indicated a favorable outlook for expected North American activity levels in six months (29% unchanged). While this certainly doesn't speak to overwhelming optimism, in our view, we would note that this is the highest monthly figure since February (55%), and a solid uptick from June (42%). We believe that overall fastener sales should see some benefit from stronger res/non-res construction gains in H2'15.

What does this mean for public distributors? In our view, the data reflects overall weakness within the domestic economy, and 2015 has proven difficult thus far for many industrial distributors. We believe lower energy spending is at the root of weaker sales, with currency woes further compounding the slowdown. Looking ahead, we expect announced July sales for Grainger (8/13) to reflect this implied weakness.

Additional Discussion

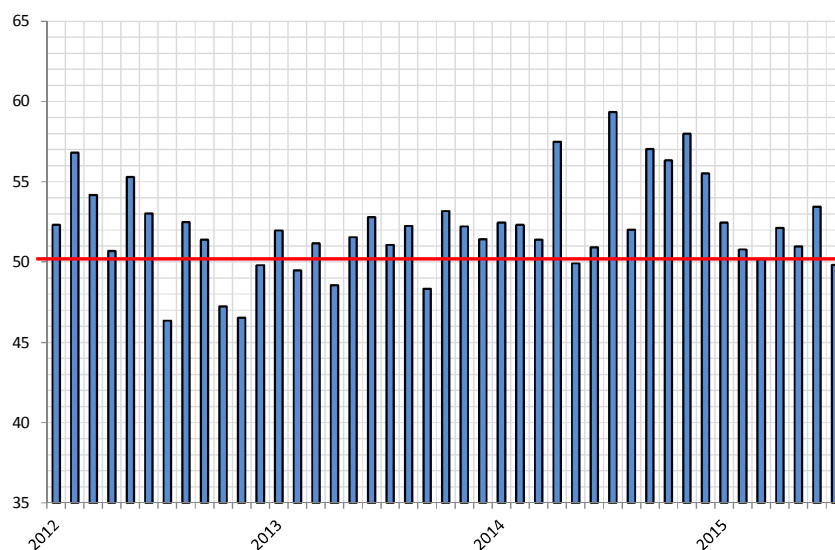
Fastener Distribution Trends; July 2015

	Index Values						Jun.-->Jul.	
	Jul.	Jun.	May	Apr.	Mar.	Feb.	Change	Direction
PMI (Manufacturing Sector)	52.7	53.5	52.8	51.5	51.5	52.9	0.7	Growing
FDI (Fastener Sector)	49.5	50.8	61.1	53.0	51.5	57.4	(1.3)	Declining
FDI (Seasonally Adjusted)	49.8	53.4	51.0	52.1	50.2	50.8	(3.6)	Declining
Sales (SA)	35.4	68.7	53.3	58.3	48.6	48.1	(33.4)	Declining
(Other Metrics; NSA)								
Employment	52.1	60.5	53.7	54.8	53.6	50.0	(8.4)	Growing
Supplier Deliveries	58.3	57.9	66.7	57.1	66.1	72.6	0.4	Slowing
Respondent Inventories	64.6	55.3	57.4	50.0	57.1	62.9	9.3	Too High
Customer Inventories	50.0	34.2	33.3	40.5	33.9	32.3	15.8	Too Low
Pricing, month-to-month	45.8	55.3	50.0	54.8	50.0	56.5	(9.4)	Lower
Pricing, year-to-year	58.3	71.1	68.5	83.3	62.5	66.1	(12.7)	Higher
	Higher	Same	Lower					
6-Month Outlook - July	50%	29%	21%					

FDI and Pricing are diffusion indexes. At 50, the performance of the category listed met expectations. A reading above 50 suggests the category outperformed expectations, while a reading below 50 suggests the category underperformed expectations.

Source: BB&TCM, FCH Sourcing Network, Institute for Supply Management

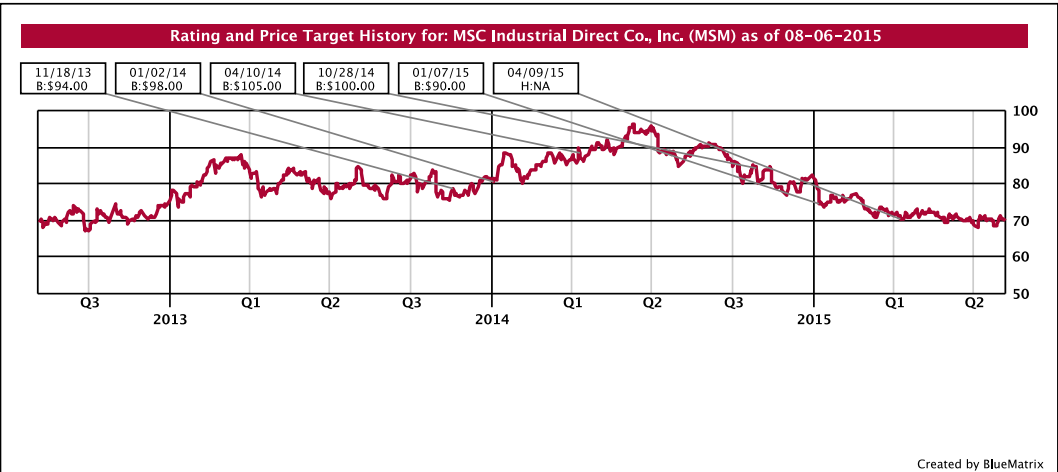
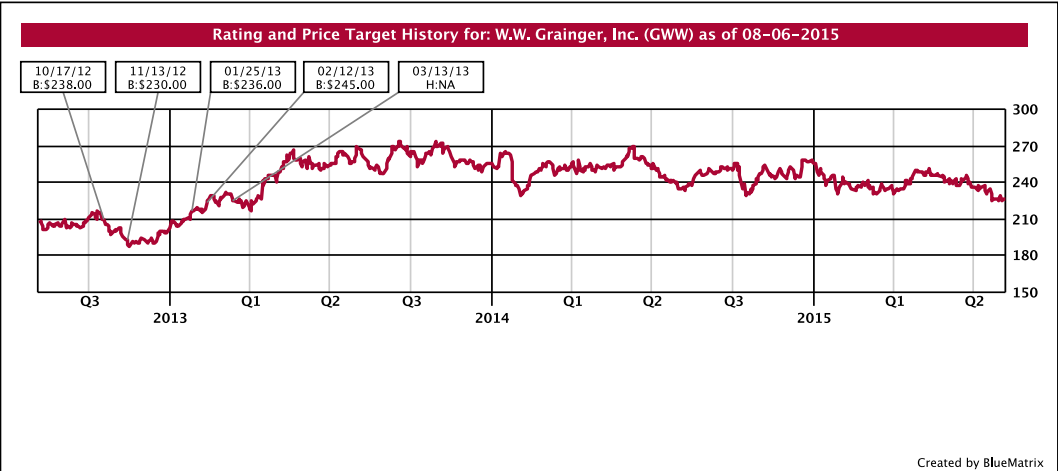
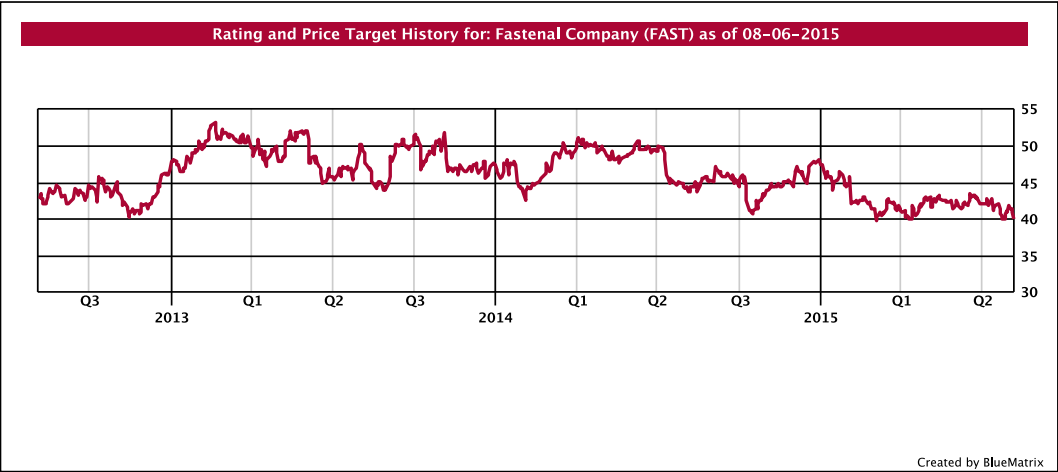
Fastener Distributor Index (FDI); Seasonally Adjusted



Source: BB&TCM, FCH Sourcing Network

IMPORTANT DISCLOSURES

Price Chart



BB&T Capital Markets rating distribution by percentage (as of August 7, 2015):

All companies under coverage:		All companies under coverage to which it has provided investment banking services in the previous 12 months:	
Buy (1)	45.67%	Buy (1)	26.28%
Hold (2)	53.00%	Hold (2)	20.75%
Underweight/Sell (3)	1.00%	Underweight/Sell (3)	0.00%
Not Rated (NR)	0.33%	Not Rated (NR)	0.00%

BB&T Capital Markets Ratings System:

The BB&T Capital Markets Equity Research Department Stock Rating System consists of three separate ratings. The appropriate rating is determined by a stock's estimated 12-month total return potential, which consists of the percentage price change to the 12-month price target and the current yield on anticipated dividends. A 12-month price target is the analyst's best estimate of the market price of the stock in 12 months. A 12-month price target is highly subjective and the result of numerous assumptions, including company, industry, and market fundamentals, both on an absolute and relative basis, as well as investor sentiment, which can be highly volatile.

The definition of each rating is as follows:

Buy (1): estimated total return potential greater than or equal to 10%, Hold (2): estimated total return potential greater than or equal to 0% and less than 10%, Underweight (3): estimated total return potential less than 0%

B: Buy **H:** Hold **UW:** Underweight **NR:** Not Rated **NA:** Not Applicable **NM:** Not Meaningful **SP:** Suspended

Stocks rated Buy (1) are required to have a published 12-month price target, while it is not required on stocks rated Hold (2) and Underweight (3).

BB&T Capital Markets Equity Research Disclosures as of August 7, 2015

BB&T Capital Markets makes a market in the securities of Fastenal Company, W.W. Grainger, Inc. and MSC Industrial Direct Co., Inc..

BB&T Capital Markets expects to receive or intends to seek compensation for investment banking services from Fastenal Company, W.W. Grainger, Inc. and MSC Industrial Direct Co., Inc. in the next three months.

An affiliate of BB&T Capital Markets received compensation from W.W. Grainger, Inc. for products or services other than investment banking services during the past 12 months. The analyst or employees of BB&T Capital Markets with the ability to influence the substance of this report know or have reason to know the foregoing facts.

ADDITIONAL INFORMATION AVAILABLE UPON REQUEST

For valuation methodology and related risk factors on Buy (1)-rated stocks, please refer to the body text of this report or to individual reports on any covered companies referenced in this report.

The analyst(s) principally responsible for preparation of this report received compensation that is based upon many factors, including the firm's overall investment banking revenue.

Analyst Certification

The analyst(s) principally responsible for the preparation of this research report certify that the views expressed in this research report accurately reflect his/her (their) personal views about the subject security(ies) or issuer(s) and that his/her (their) compensation was not, is not, or will not be directly or indirectly related to the specific recommendations or views contained in this research report.

OTHER DISCLOSURES

The information and statistics in this report have been obtained from sources we believe are reliable but we do not warrant their accuracy or completeness. We do not undertake to advise the reader as to changes in figures or our views. This is not a solicitation of an order to buy or sell any securities.

BB&T Capital Markets, a division of BB&T Securities, LLC, member FINRA/SIPC, is a wholly owned nonbank subsidiary of BB&T Corporation. The securities sold, offered or recommended are not a deposit, not FDIC insured, not guaranteed by a bank, not guaranteed by any federal government agency and may go down in value.

The opinions expressed are those of the analyst(s) and not those of BB&T Corporation or its executives.

AEROSPACE/DEFENSE

Government Services/Security

Brian W. Ruttenbur (571) 262-7046
Corbin M. Allen (571) 262-7051

AUTOMOTIVE AFTERMARKET & DEALERSHIPS/VEHICLE DISCRETIONARY

Automotive Aftermarket & Dealerships/ Powersports, RVs, & Marine

Anthony F. Cristello (804) 205-9119

COMMERCIAL AND INDUSTRIAL

Building Materials & Construction

Adam R. Thalhimier, CFA (804) 344-8377
Basil M. Jones III (804) 782-8893
Paul Betz, CFA (804) 782-8746

Chemicals & Advanced Materials

Christopher J. Kapsch (212) 822-8140

Commercial Durables

Matthew S. McCall, CFA (804) 780-3582
Reuben Garner, CFA (804) 482-7167

Environmental Services/ Industrial Distribution

Charles E. Redding (804) 782-8853
G. Payton Porter (804) 782-8820

Industrial Flow Control

Kevin R. Maczka, CFA (804) 782-8811
Nicholas V. Prendergast (804) 782-2006

Industrial Machinery

C. Schon Williams (804) 782-8769

ENERGY

Coal

Mark A. Levin (804) 782-8856
Nathan P. Martin (804) 782-8799
Garrett S. Nelson (804) 787-8259

Diversified Mining

Garrett S. Nelson (804) 787-8259
Nathan P. Martin (804) 782-8799

FINANCIAL SERVICES

Banks/Thriffs

Blair C. Brantley, CFA (804) 727-2604

Specialty Finance

Vernon C. Plack, CFA (804) 780-3257
Peter W. Councill, CFA (804) 782-8850

FOOD AND AGRIBUSINESS

Agribusiness/Consumer Foods

Brett M. Hundley, CFA (804) 782-8753
Omar J. Mejias (804) 775-7939
Heather L. Jones (804) 780-3280

Food & Drug Merchandising

Andrew P. Wolf, CFA (617) 316-1322
Jeremy Henrard (617) 316-1321

RETAIL AND CONSUMER

Footwear, Apparel, & Accessories

Corinna L. Freedman (212) 822-8139
Brennan J. Matthews (212) 822-8146

Softline Retailers

Paul S. Alexander (617) 316-1323
Mark D. Jordan, CFA (617) 316-1324

Specialty/Hardlines Retailers

Anthony C. Chukumba (212) 822-8143
Daniel J. Cannata (212) 822-8158

TRANSPORTATION SERVICES

Airfreight & Logistics/Maritime

Kevin W. Sterling, CFA (804) 782-8804
William W. Horner (804) 787-1143
Chip Rowe (804) 782-8787

Railroads

Mark A. Levin (804) 782-8856
Nathan P. Martin (804) 782-8799
Garrett S. Nelson (804) 787-8259

Surface Transportation

Thomas S. Albrecht, CFA (804) 787-8210
Willard P. Milby IV (804) 775-7919
Aaron M. Reeves, CFA (804) 780-3237
A. Rhem Wood Jr. (804) 782-8784

RESEARCH DEPARTMENT

Director of Research

Vernon C. Plack, CFA (804) 780-3257

Equity Product Manager

W. Moultrie Dotterer, CFA (804) 780-3279

Supervisory Analysts

Kathleen R. Schneider (732) 567-8766
Denise Bossé Tynzar (804) 782-8880
Peggy Myers Walz (804) 782-8785

RESEARCH OFFICES

Richmond
Boston
New York
Reston